



110 EXPLORER

By

Brizo Yachts

Proudly made in Finland

110
EXPLORER

Technical Specifications

DIMENSIONS:

Lenght Overall:	33.00 m
Length Waterline:	29.20 m
Max Beam:	7.70 m
Draft amidship:	3,00 m
Displacement, full load:	290 t

PROPULSION:

Engines (std):	2 x Volvo Penta D13-1000 735kW
Gearbox:	Twindisc
Generator:	2 x 55kW
Bow thruster:	2 x Hydraulic 45 kW
Stern thruster:	1 x Hydraulic 45 kW
Stablizer fins:	Vector fins (optional)
Stabilizer:	Seakeeper (optional)

CAPACITY:

Fuel:	19000 ltr
Fresh water:	3000 ltr
Black water:	1200ltr
Grey water:	2000 ltr
Clean oil / Dirty oil:	300ltr
Bilge:	1 000 ltr

PERFOMANCE:

Maximum speed:	16-17 kn
Cruise speed:	11
Range:	700 nm @ 11 knots

ACCOMONDATION:

Quests:	10 / 5 cabins
Crew:	5 / 3 cabins





110 EXPLORER

Is a fully aluminium build Tri-deck Super Yacht measuring 33 meters in total length. She represents bold styling & charismatic lines reflecting her true ocean going capabilities even in the most extreme conditions. She provides generous volumes both indoors & outdoors.

Available fully custom. Each BRIZO YACHT is a result of a team vision together our client and our design team.

The 110 Explorer is a very versatile Super Yacht that can be fitted with a full range of toys, tender or as Marine research vessel to serve owner's preferences & quests in the possible way. Alongside of various water toys, a mini submarine can be carried and operated with an integrated crane from the aft deck in place of sunbathing area.

110 EXPLORER

MAIN FEATURES

Brizo 110 Explorer can be equipped with a various outdoor / indoor entertainment equipment as Jaguzzi, Infinity pool, various water toys, mini-submarine, etc.

Her exceptional interior volume provides accommodation for ten quests across in five ensuite cabins (+ crew for five).

The panoramic Owner's stateroom is located on the upper deck providing a private sun deck for a maximum privacy & comfort.

Captain's cabin is conveniently located at the upper deck next to the helm station, while other crew cabins are located at the lower deck's bow section with a dedicated entryway to ensure privacy for the owner & quests.

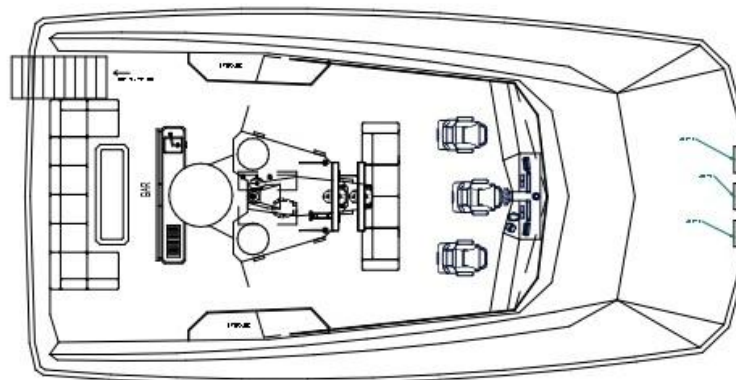


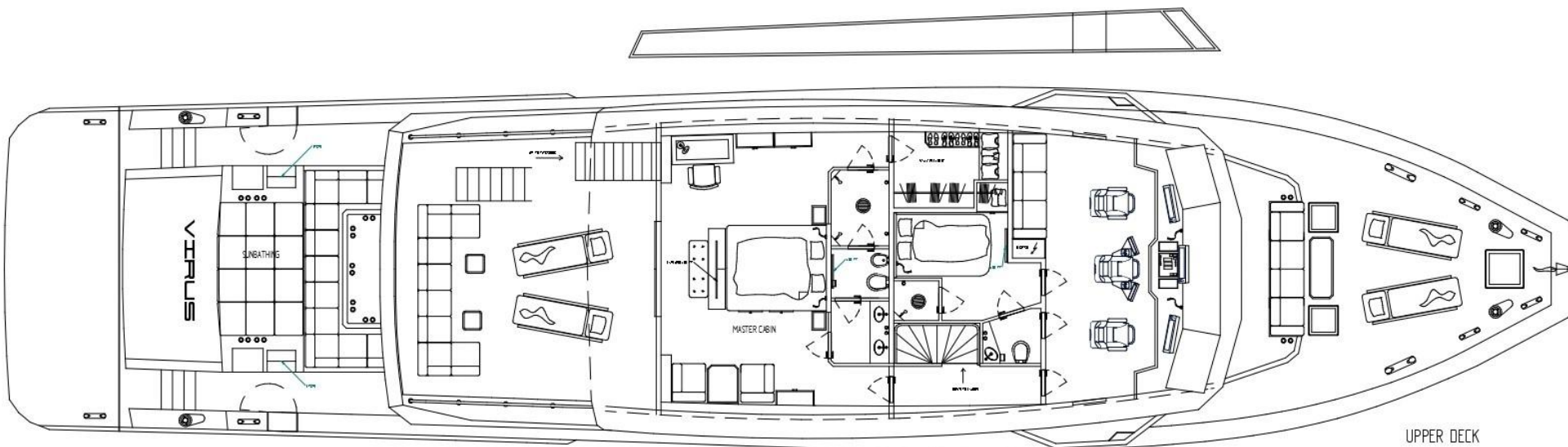
110 EXPLORER - GENERAL ARRANGEMENT

PROFILE

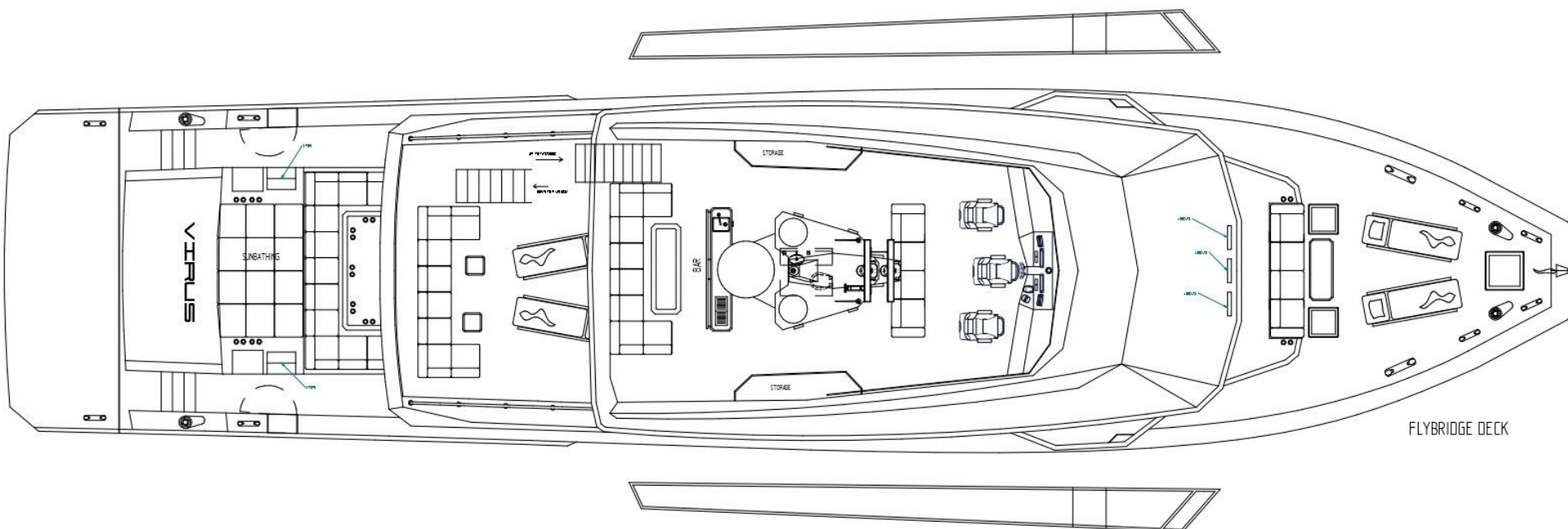


FLYBRIDGE DECK

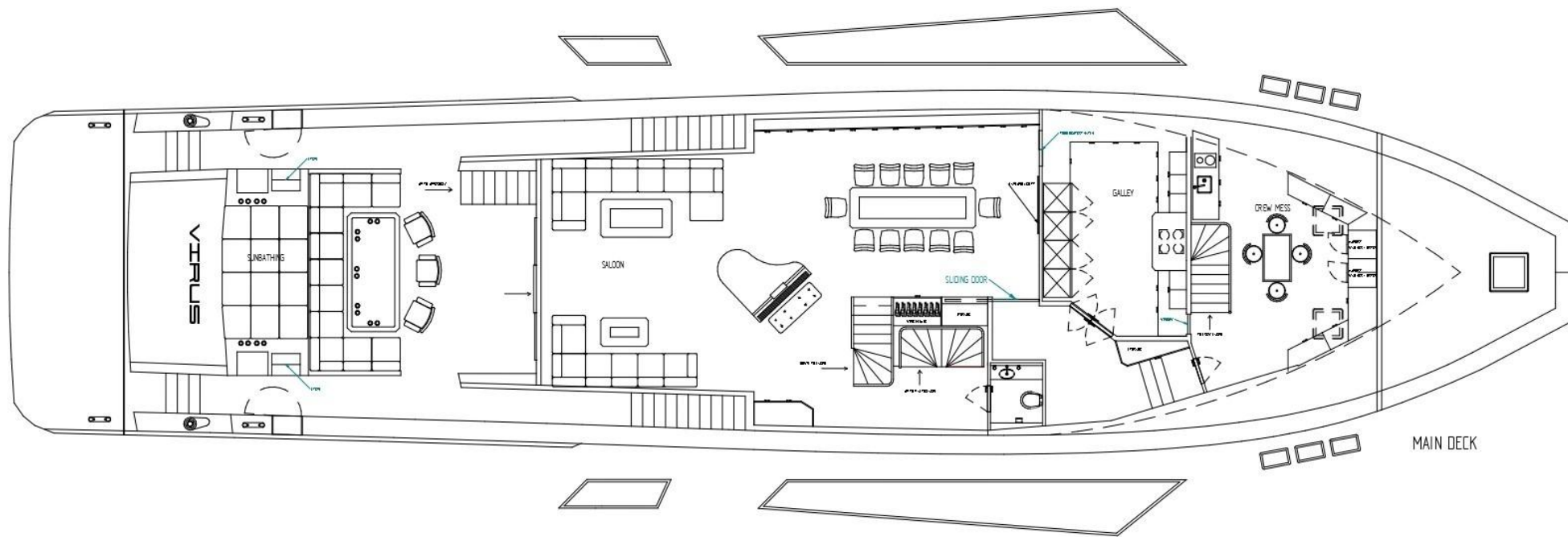
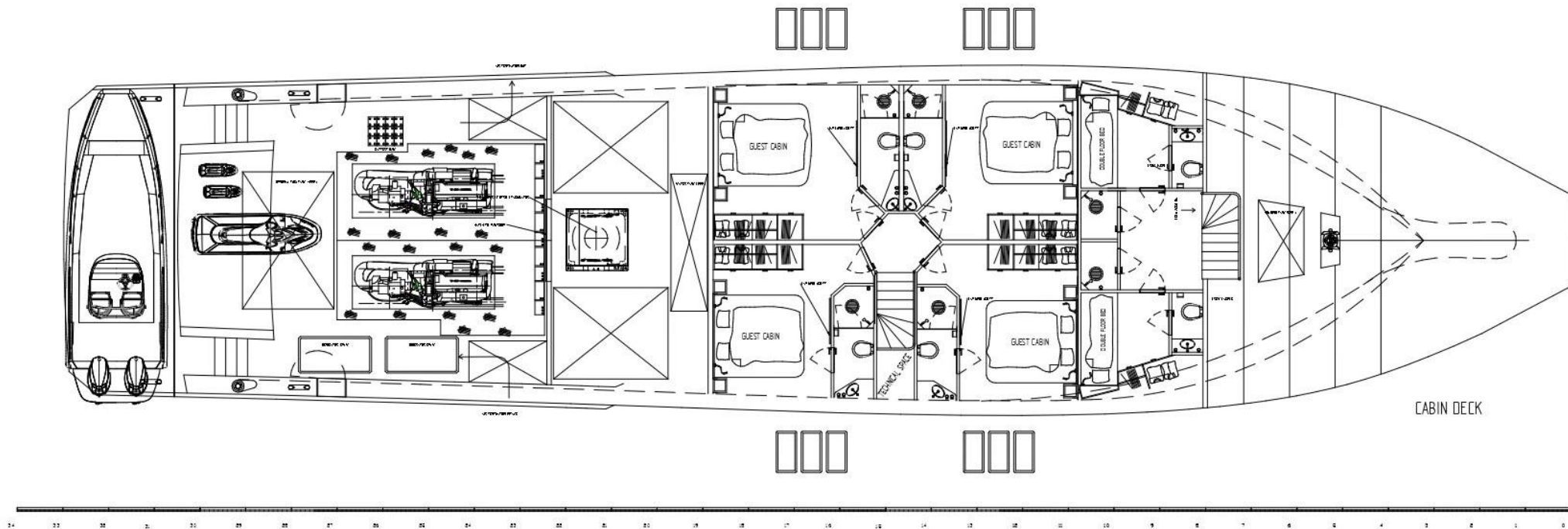




UPPER DECK



FLYBRIDGE DECK



110 EXPLORER

INTERIORS - MAIN DECK

SALON

The 110 Explorer offers massive interior volume throughout with a feeling of a much larger Yacht.

The Salon with an open-plan can fit a large dining area for up to 10 guests, piano bar and sofa & lounging area with seamless access to the aft deck opening uninterrupted sea views.



Our design department will work closely with the owner throughout to create a unique Super Yacht where every single feature has been designed to come together in perfect harmony and balance.



INTERIORS - UPPER DECK



OWNER'S STATEROOM

The Owner's full beam stateroom is located at the upper deck providing a king size bed, office desk, generous walk-in wardrobe and conveniently appointed en-suite bathroom.

Owner's stateroom opens seamlessly to a dedicated private sundeck. The sundeck can be equipped with a jaguzzi and sunlounges.

From the Sundeck is a direct access to flybridge deck with breathtaking 360° views.



INTERIORS – LOWER DECK



QUEST CABINS

Lower cabin deck provides four equally sized quest double staterooms with ensuite heads, plenty of storage space, large panoramic windows and night stands.





Brizo Yachts

Mestarintie 25, 06150 Porvoo, FINLAND www.brizoyachts.fi

Export Sales:

Norsko Marine | sales@norskomarine.com | Tel +358 (0)308 1188 | www.norskomarine.com